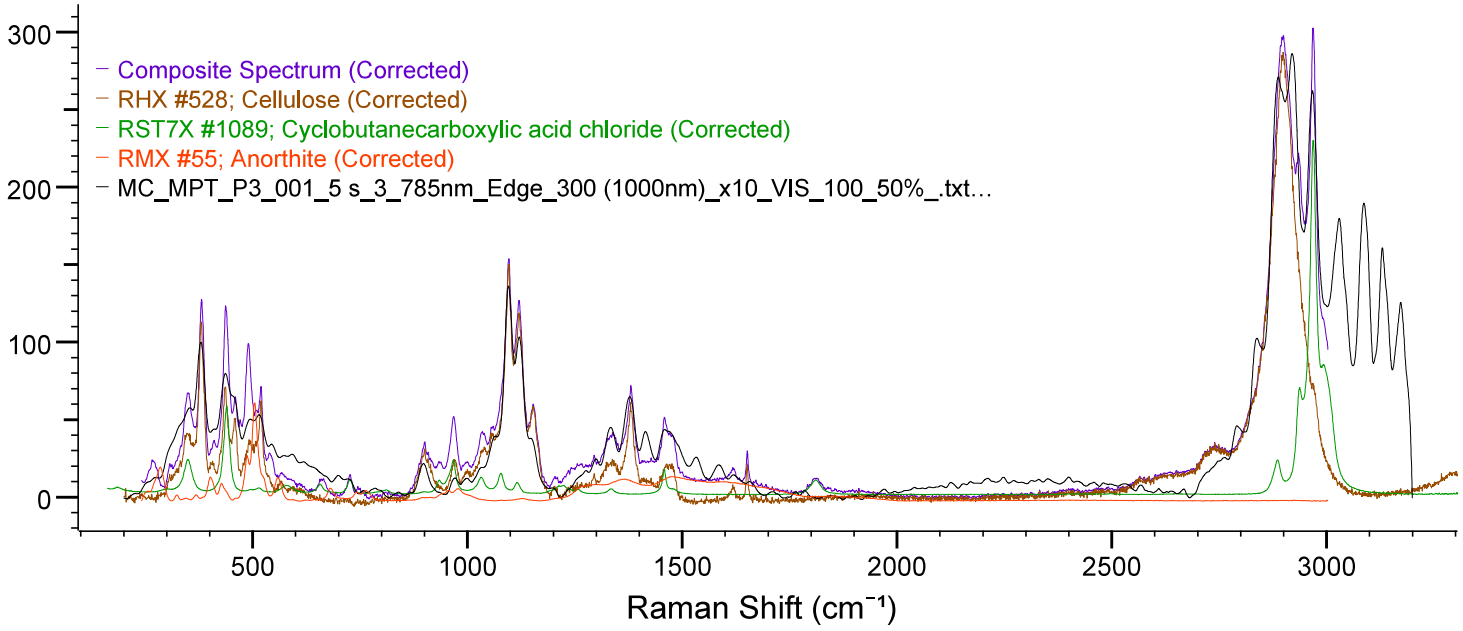

Manual Corrections: None
Ranges: Full
Search Algorithm: Correlation
Query Path: E:\1. Análises SNOM\#MPs_PEIXE_MOCAMBIQUE\MC_MPT\MC_MPT_P3_001_5 s_3_785nm_Edge_300 (1000nm)_x10_VIS_100_50%_.txt_MT.txt

mpositi	Score	Name	Compound Type	Ratio	Info	Spectrum	Chemical Structure
	85.78	Composite Spectrum		N.A.		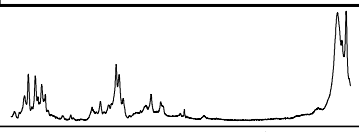	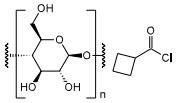
		Cellulose		0.50		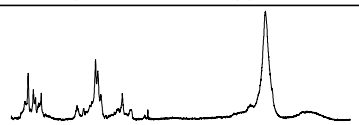	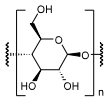
		Cyclobutanecarboxylic acid chloride		0.39			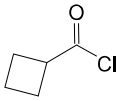
		Anorthite		0.11		